

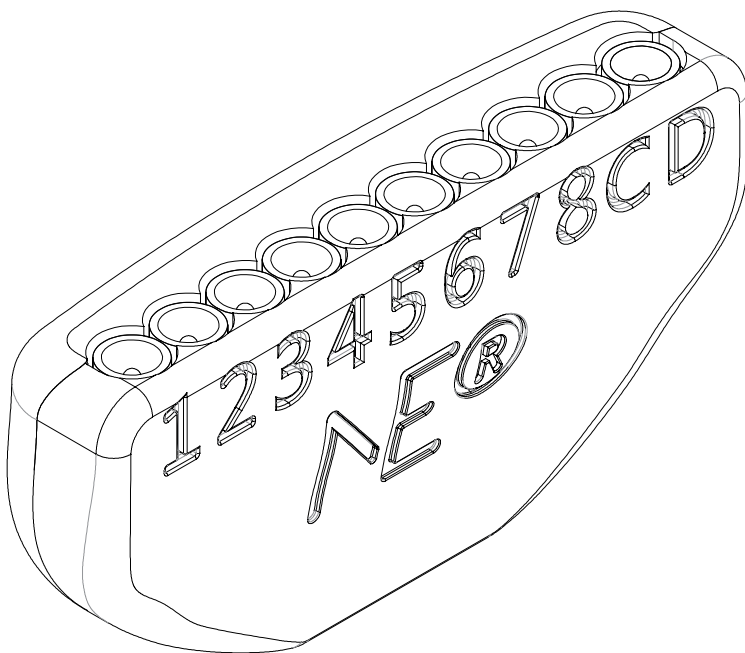
Touchproof adapter

Quick Guide

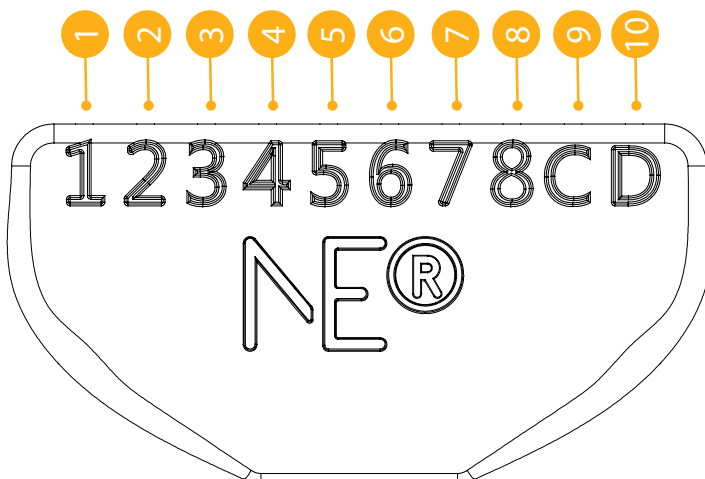
1. Intended use


The Touchproof adapter has been designed to allow the connection of an electrode using the standard touchproof medical connector.

3. Connections to the device



- | | |
|----|-----------------|
| 1 | Channel 1 Input |
| 2 | Channel 2 Input |
| 3 | Channel 3 Input |
| 4 | Channel 4 Input |
| 5 | Channel 5 Input |
| 6 | Channel 6 Input |
| 7 | Channel 7 Input |
| 8 | Channel 8 Input |
| 9 | CMS |
| 10 | DRL |





Teodor Roviralta 45
08022 Barcelona - Spain
Tel.+34 93 254 03 66
mail@www.neuroelectrics.com
www.neuroelectrics.com