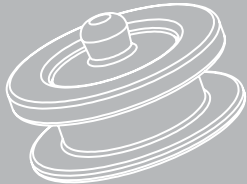


NE[®]



Code: NE021

FORETRODE

EEG only
the forehead
EEG electrode



NEUROELECTRICS
BARCELONA
AV. Tibidabo 47 bis
08035 Barcelona
Spain



DESCRIPTION

The Foretrode is based on a Ag/AgCl sintered pellet with an approximate area of 0.1 cm².

MAINTENANCE

After each use, clean the Foretrode using a tissue and water. The conductive gel should be completely removed because it might degrade the electrode. Avoid direct sunlight exposure and contact with metals when the electrode is not being used.

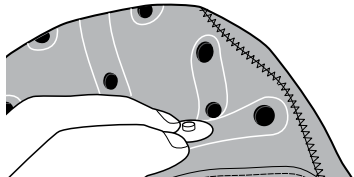
DURABILITY

The better the Foretrode is cleaned, the longer it lasts. If properly maintained, the Foretrode can be used approximately 100 times.

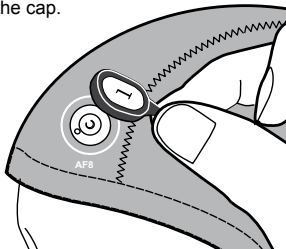
The Foretrode is the ideal EEG electrode to be used on bare-skin scalp areas, like the forehead. The use of gel on the tip is optional.

USE INSTRUCTIONS

- 1 – Insert the electrode in the desired position of the neoprene cap.
- 2 – Inject a small portion of conductive gel in the contact surface of the electrode (optional).



- 3 – Connect the medical sockets of the electrode cable to the electrodes inserted on the cap.



- 4 – Put the cap on.

