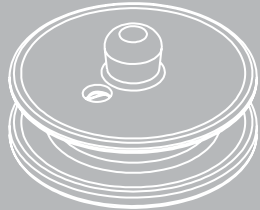


NE[®]



Code: NE022

GELTRODE

EEG only

The standard
EEG electrode

NE
neuroelectrics[®]

DESCRIPTION

The Geltrode has a Ag/AgCl coated core with 12 mm diameter. It has a rear-fill aperture and the contact area is approximately 1 cm².

MAINTENANCE

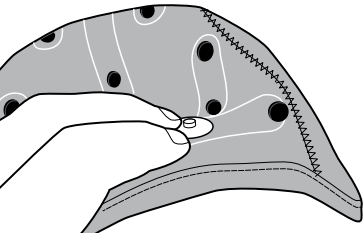
After each use, clean the Geltrode using water, a tissue and a cotton swab. The conductive gel should be completely removed because it might degrade the electrode. Avoid the direct sunlight exposure and the contact with metals when the electrode is not being used.

DURABILITY

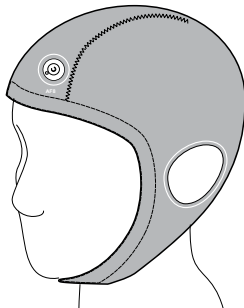
If properly cleaned and maintained, the Geltrode can be used, on average, 30 times. When the electrode reaches the end of its lifetime, the coating starts to wear and tear which produces a noisier signal and consequently decrease the quality of the EEG.

USE INSTRUCTIONS

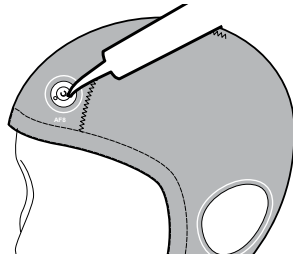
1 - Insert the electrode in the desired position of the neoprene cap.



2 - Place the cap on the subject.



3 - Use the curved syringe to inject the conductive gel through the hole on the top of the electrode.



4 - Connect the medical sockets of the electrode cable to the electrodes inserted on the cap.

