

NE[®]



Code: NE026 a/b/c

SPONSTIM

tCS-only

The stimulation
sponge electrode

NE
neuroelectrics[®]

DESCRIPTION

The Sponstim consists of a sponge cover, a carbon rubber core and a metallic pin made of nickel plated brass.

The contact surface differs among the three models:

- (a) circular shape with 25 cm²
- (b) circular shape with 8 cm²
- (c) rectangular shape with 35 cm²

MAINTENANCE

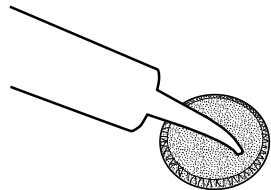
After each use, wash the sponges with tap water and let them dry before storage. When stored, make sure the metallic pins do not come into contact with the sponges, so they do not become rusty.

DURABILITY

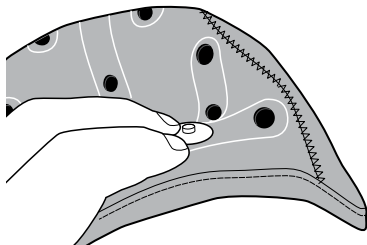
The cleaner Sponstim is kept, the longer it lasts. On average, after 100 hours of stimulation, the rubber core loses its conductive properties, and the electrode should be replaced.

USE INSTRUCTIONS

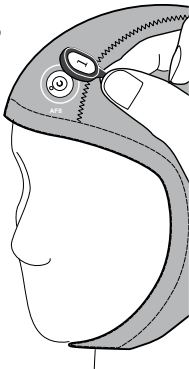
1 - Inject 5 ml (\approx 1/2 curved syringe) of saline solution onto the yellow external surface of the sponge of each electrode.



2 - Insert the electrodes in the desired position of the neoprene cap.



3 - Place the cap on the subject and connect the medical sockets to the electrodes.



4 - If the impedance check fails, add more saline solution on the yellow surface of the sponges by inserting the syringe through a hole of the cap near the electrode.

